

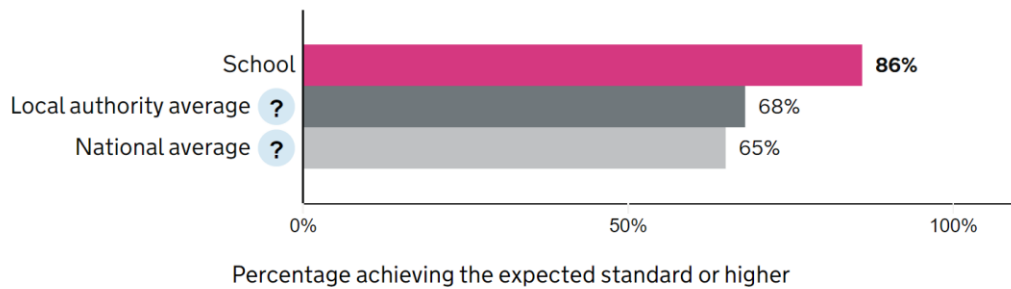
## Performance Data 2018-19

### End of KS2 Outcomes:

#### Reading, writing and maths combined ?

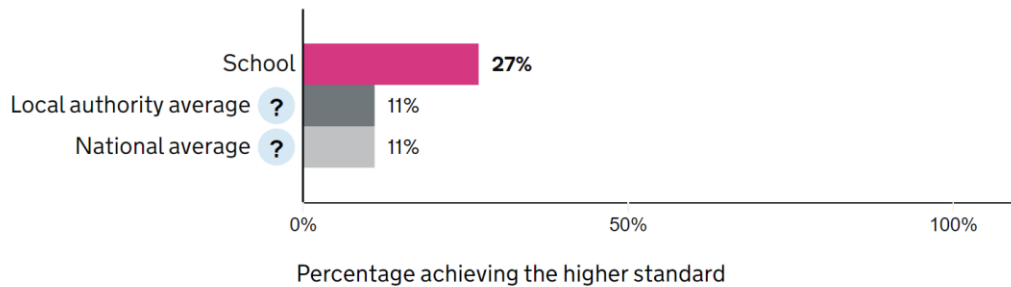
##### Percentage of pupils achieving the expected standard or higher ?

Number of pupils = 44



##### Percentage of pupils achieving the higher standard ?

Number of pupils = 44



### Key stage 2

This is revised data for 2018/19.

 [Download PDF to print or save](#)

#### Progress in reading, writing and maths ?

##### Reading ?

Number of pupils = 40

Pupils with adjusted scores = 0

**Well above average 5.58**

##### Writing ?

Number of pupils = 40

Pupils with adjusted scores = 0

**Well above average 2.58**

##### Maths ?

Number of pupils = 40

Pupils with adjusted scores = 0

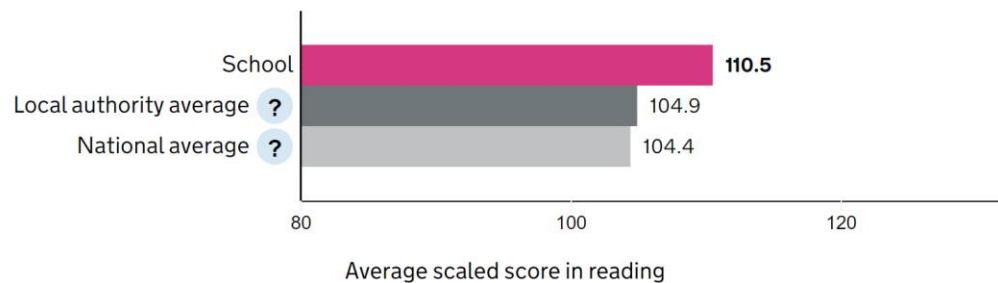
**Well above average 5.68**

End of KS2 Assessment	Percentage of pupils achieving the expected standard.	Percentage of pupils achieving the higher standard.
<b>Reading</b>	91%	52%
<b>Writing</b>	86%	34%
<b>Maths</b>	93%	57%

## Average scaled score in:

### Reading ?

Number of pupils = 44



[Explore data in detail](#)

[View pupil breakdown](#)

### Maths ?

Number of pupils = 44

